

# *FDI patterns in Hungary*

Dr. Ágnes Orosz, IWE CERS, Hungarian Academy of Sciences

Studying V<sub>4</sub> and Georgia experience in the fields of administrative reforms to facilitate economic development in Belarus - workshop

11-12 February, 2016, Minsk, Belarus



# Outline

1. Introduction
2. Inward FDI within the Visegrad region
3. FDI patterns in Hungary
  1. Transition period (1989-1997)
  2. Pre-accession period (1998-2004)
  3. Post-accession period (2004-2007)
  4. Effects of the crisis (2008- )
4. Summary
5. Concluding remarks

# Introduction

- Foreign trade and FDI: catalysts promoting economic growth and integration of transition countries with the world economy
- The transition from central planning to market economy in the CEE countries has been resulted in large inflows of FDI and expansion of international trade.
- FDI is essential in augmenting domestic capital stock and in technology transfer which contribute to the long-run growth of an economy.
- The opening-up of transition countries and their trade integration with the European Union (EU) has brought about large increases in trade between the two groups of countries and the substantive trade creation has gone hand in hand with vast increases in FDI flows.

# Inward FDI within the Visegrad region

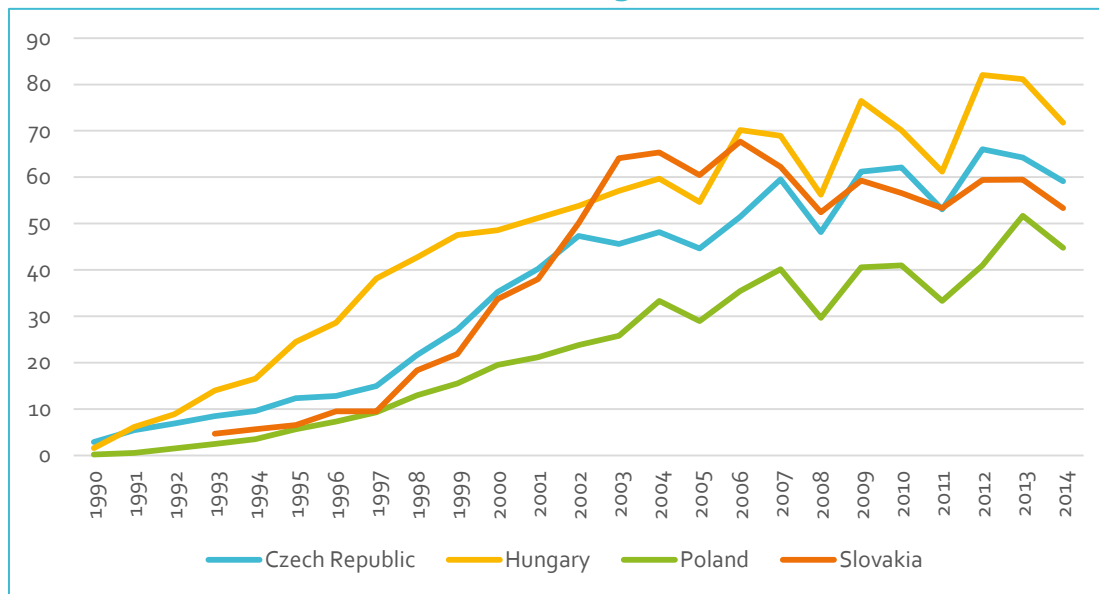
- Relatively new phenomenon (up to 1989 FDI was negligible)
- Cautious investment strategy, influenced by stable political and legal circumstances (serious efforts)
- Front runners in the transition process = leaders in FDI attraction (the Czech Republic, Estonia, Hungary, Poland and Slovenia)
- Moderate share of V<sub>4</sub> (CEE) within total investments
- Wide array of literature implying a positive influence of FDI on the V<sub>4</sub> countries' economies (a few contradictory ones)
- Strong reliance on FDI in central and eastern Europe appeared to represent a risk factor during the downturn in 2008 and 2009 (doubts about the sustainability of these countries' export-based and FDI-driven growth model)

## Patterns of FDI in the V<sub>4</sub> region

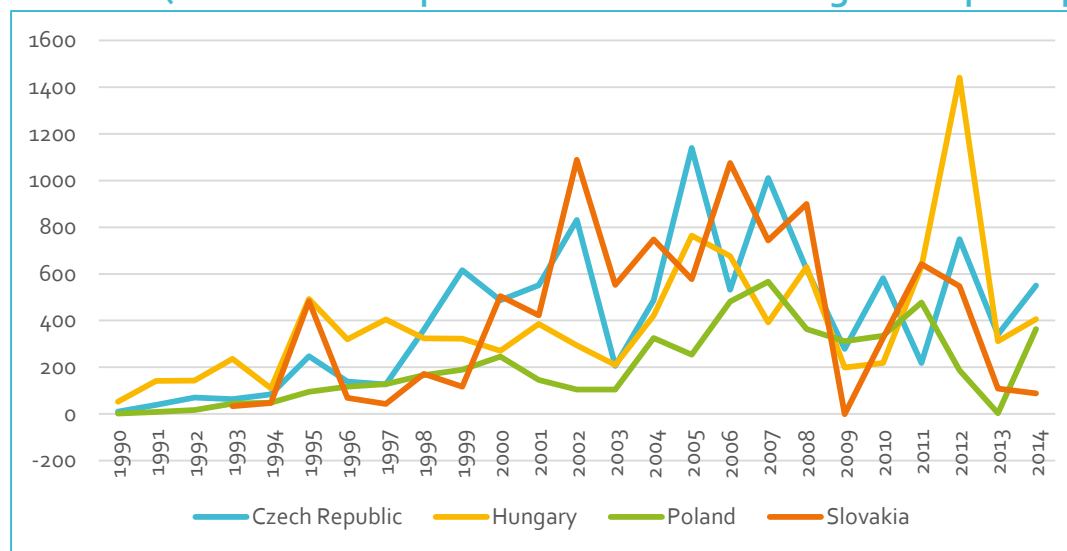
- Attractive region for FDI (1. privatization, 2. market access, relatively low wages, 3. skilled workers)
- Openness to trade is significantly linked to FDI inflows
- FDI in V<sub>4</sub> economies dropped significantly after the financial crisis, but quick recovery
- Visegrad countries are competition states, which means that they became structurally dependent on foreign capital, which controls access to technology, know-how and distribution networks (Drahokoupil, 2007)
- Vulnerability to crisis: economies' significant reliance on external financing
- Domestic investments?
- Increasing share of OFDI (Hungary – leading foreign investor among MNS of the EU)

# Patterns of FDI in the V<sub>4</sub> region

## Inward FDI stock as Percentage of Gross Domestic Product



## Inward FDI flow (USD at current prices and current exchange rates per capita)



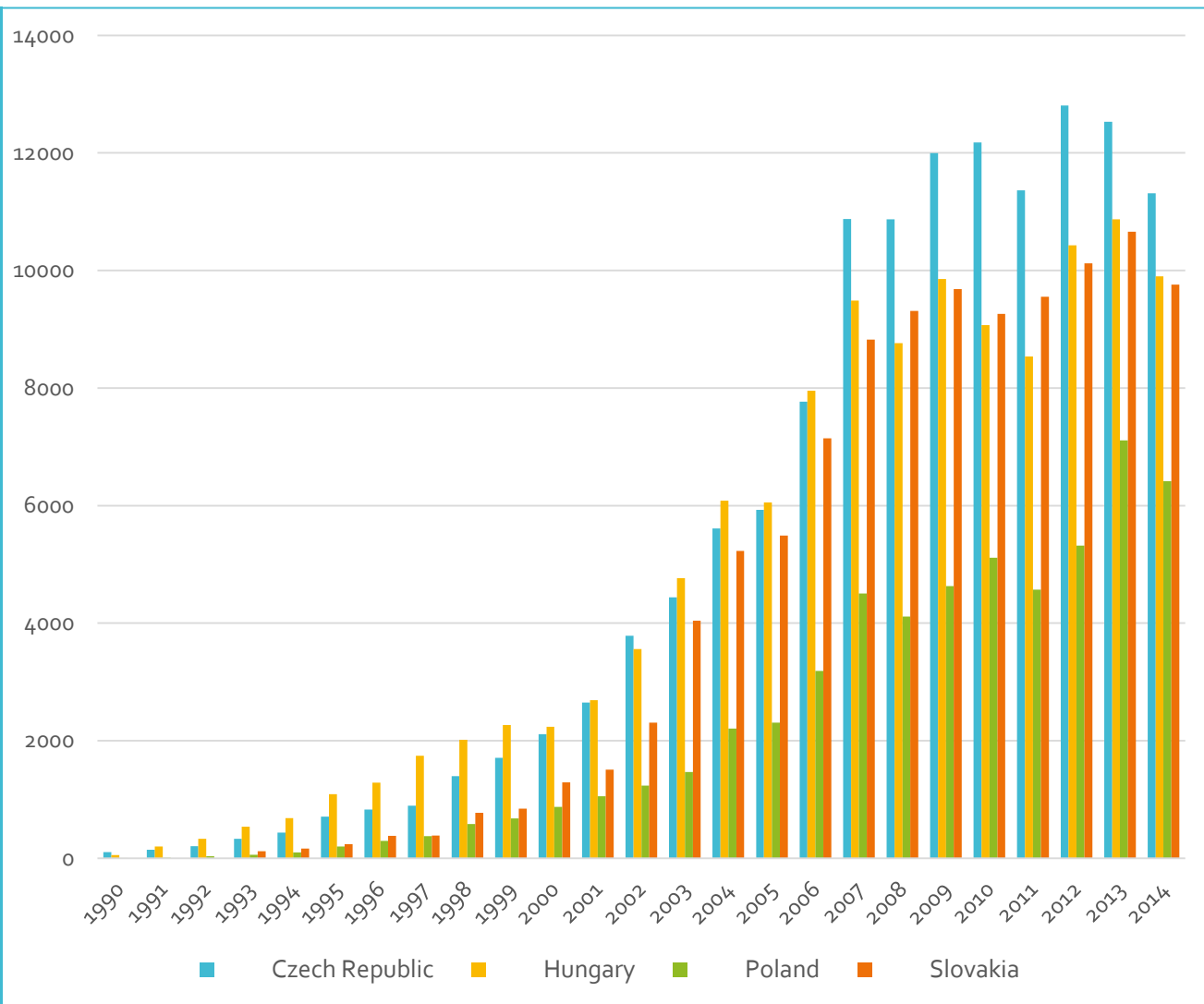
Source of data: UNCTAD



INSTITUTE OF WORLD ECONOMICS  
Centre for Economic and Regional Studies  
Hungarian Academy of Sciences

registered office | 7621 Pécs, Papnövelde u. 22.

# Patterns of FDI in the V<sub>4</sub> region



Source of data: UNCTAD

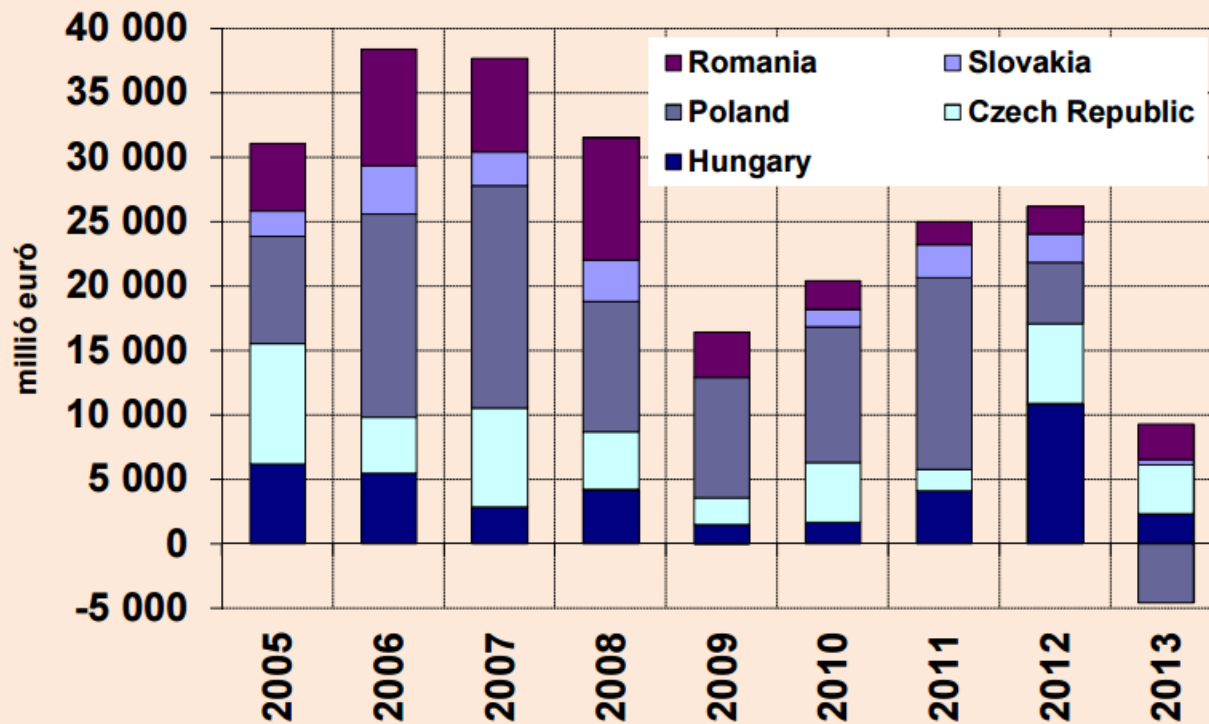


INSTITUTE OF WORLD ECONOMICS  
Centre for Economic and Regional Studies  
Hungarian Academy of Sciences

registered office | 7621 Pécs, Papnövelde u. 22.

# Patterns of FDI in the V<sub>4</sub> region

## FDI flows to the Visegrad Countries and Romania (Annual data!)



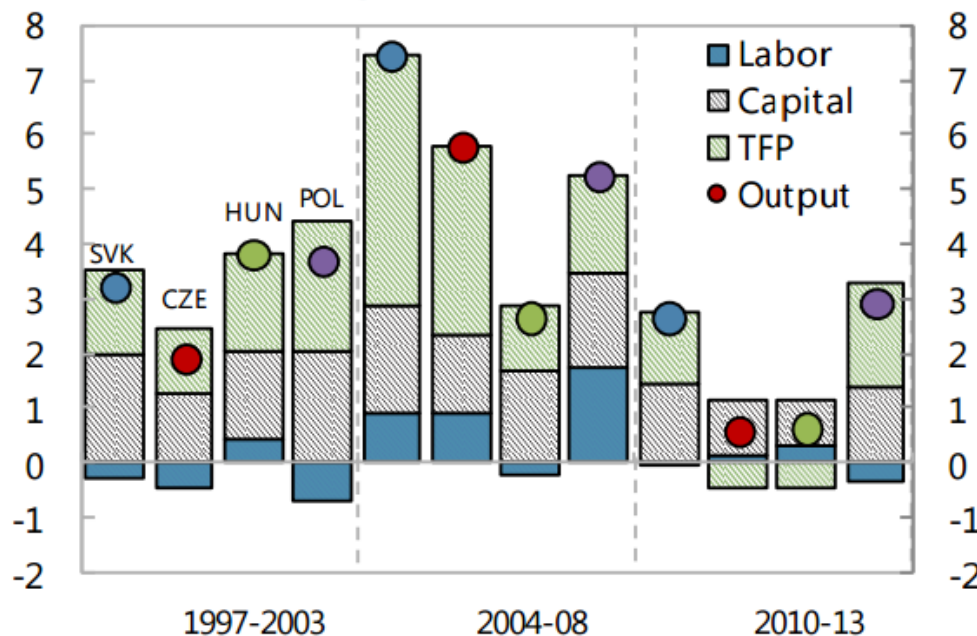
Source: Ministry of National Economy, 2014



# Main drivers of growth for V4 region

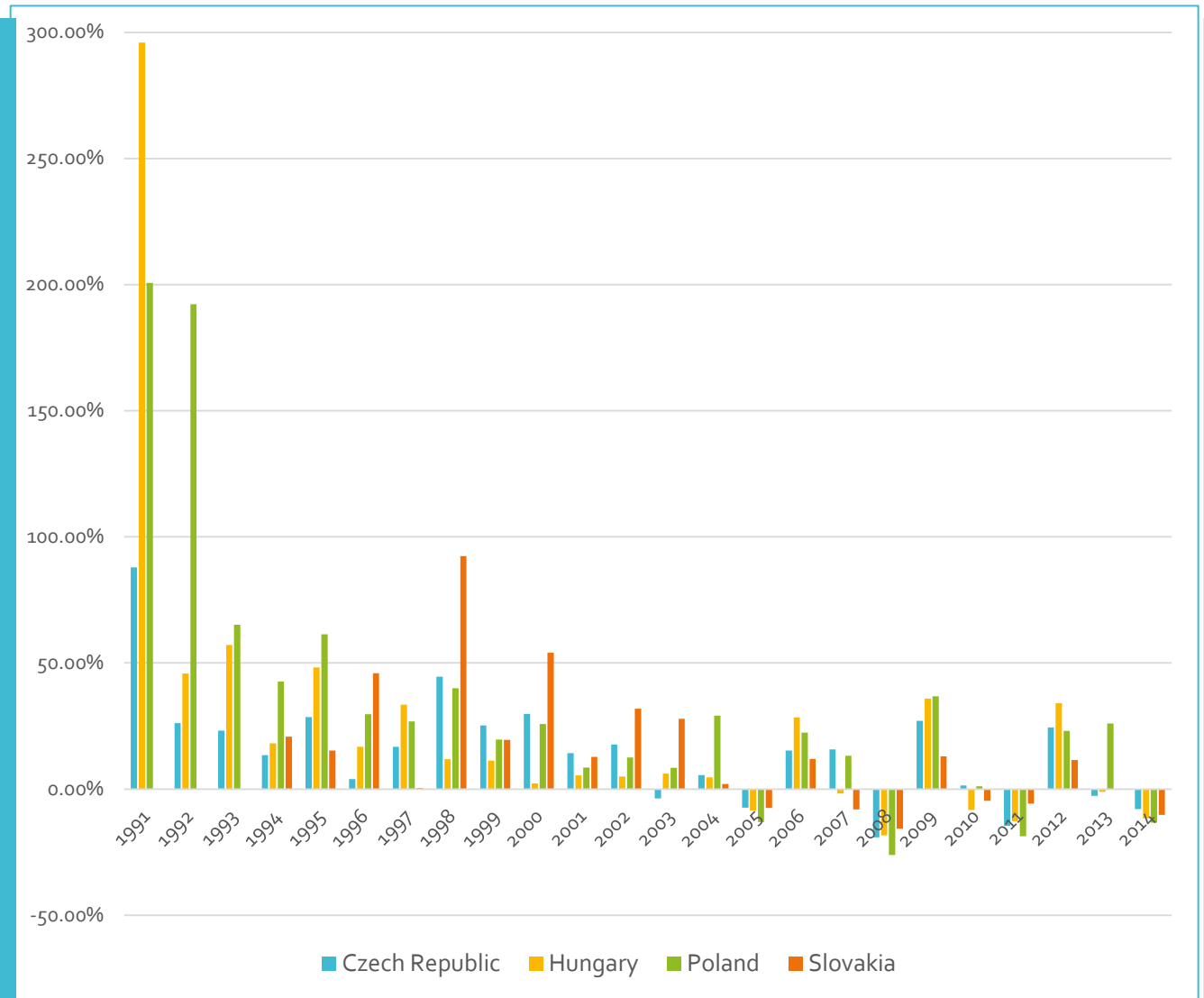
- Capital accumulation and total factor productivity (how efficiently and intensely the inputs are utilized in production) have been the main drivers of output growth
- The contribution of TFP sizeable in the aftermath of EU accession, reflecting major restructuring and reform of the corporate sector
- Crisis: decline in HUN and CZE

**Growth Accounting**  
(Contribution to growth)



Source: IMF, 2014

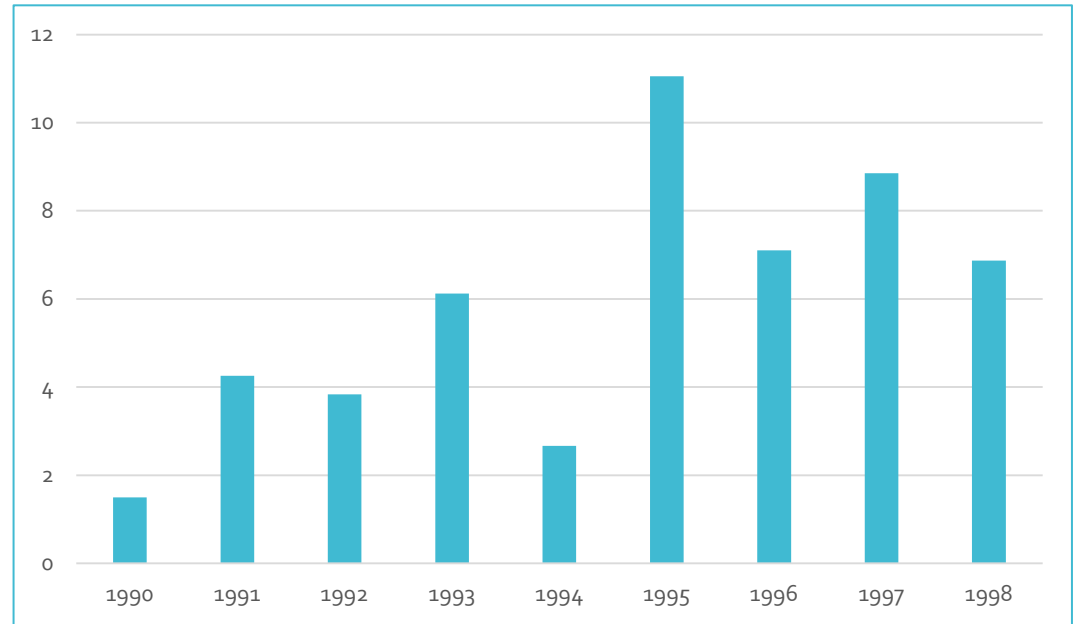
Patterns of FDI  
in the V4 region  
- periodisation



# FDI patterns in Hungary – transition period

- A law which allowed foreign companies to establish a subsidiary in the country from as early as 1972 (until 1989 FDI in Hungary was rather limited)
- Highest FDI dynamics until 1996 (initial high growth rate due to the low base + privatization)
- Hungary: the most successful of the CEE countries in attracting FDI – 3 factors
  - Privatization policy - direct sales of companies to foreigners (due to large foreign debt)
  - Introduction of market elements into the economy (1968 – exceptional position within CMEA)
  - Market socialism (different perception of potential foreign investors) – international orientation
- Consequently early FDI inflows in Hungary have had a positive effect on subsequent FDI inflows in Hungary

# FDI patterns in Hungary – transition period



- FDI data = both investments in privatization, greenfield investments and supplementary investment projects
- 1995: some of the largest privatization deals (energy and telecommunication sectors)
- FDI in Hungary stabilized in 1996 and 1997

# FDI patterns in Hungary – pre-accession period

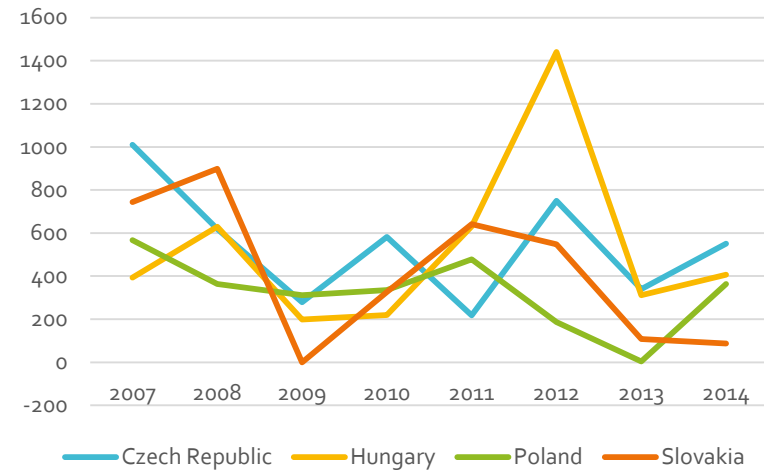
- New period: dominantly greenfield investments
- 1998: greenfield investments became constant between 1-2 billion EUR, then started to decrease, the role of proprietary loans changed, profit repatriation became stable, the volume of reinvestments increased, disinvestment appeared
- Volume of inflow became constant, in 2002 decreased (international environment)
- Hungary lost its leading position in attracting FDI, the highest growth rate was recorded for Slovakia (late comer)
- Inward FDI during the eight years before EU accession was considerably higher than during the subsequent time period (may support the argument that EU membership in the did not result in higher increases in FDI in the V<sub>4</sub> countries)
- R&D activities became more and more important after 1998

# FDI patterns in Hungary – post-accession period

- EU membership brought institutional capital inflows through access to the structural funds provided by the EU for infrastructure development and educational projects in the public and NGO sectors
- V4 countries' membership in the European Union has not resulted in the speeding up of FDI dynamics
- Greenfield investments: new sectors (extracting capital from the old ones)
- Growing rate of profit repatriation, the amount of reinvested earnings remained stable
- 2004-2008: investments in services doubled
- Hungary lost its leading position in FDI stock per capita

# FDI patterns in Hungary – financial and economic crisis period

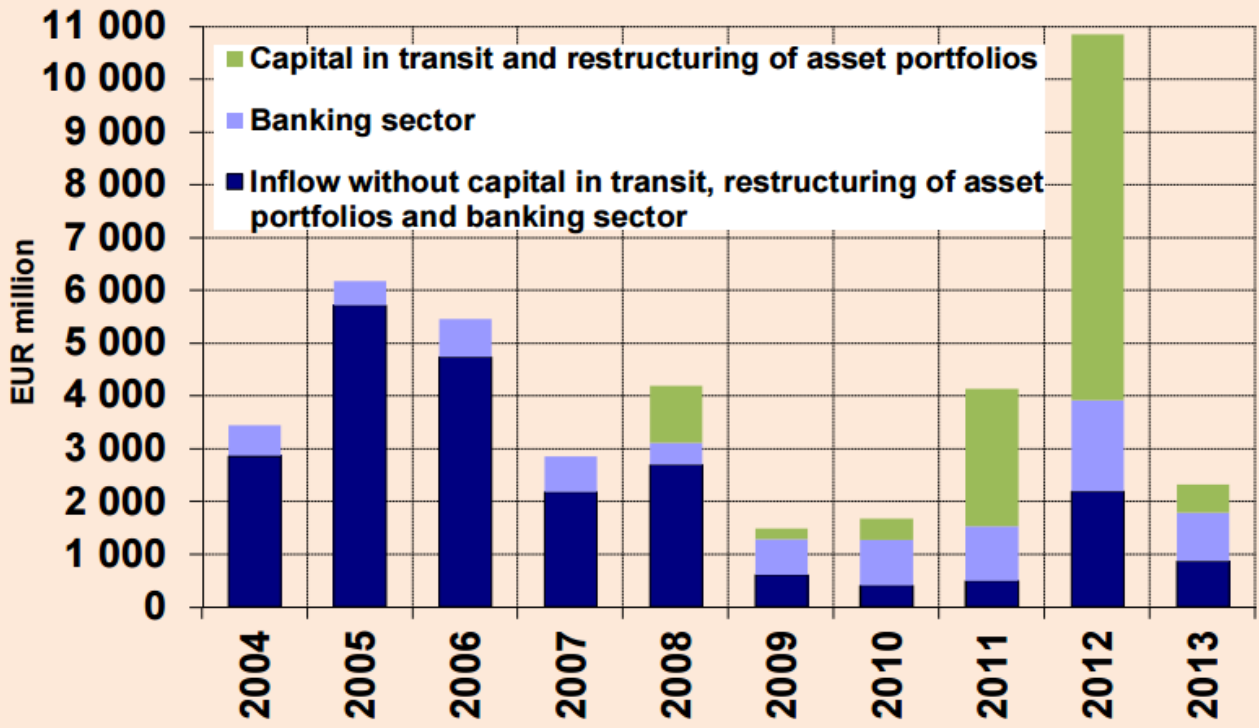
Inward FDI flow in V4 (USD at current prices and current exchange rates per capita)



- 2009: dramatic decrease of FDI inflows
- Immediate recovery in 2010
- No clear link between economic performance and FDI
- Doubt: FDI resume as growth-driving factor
- Increasing share of services
- Little increase of knowledge-intensive or high value-added investments - cheap skilled labour force remain the main advantage

2012?

# FDI inflow without capital in transit, restructuring of asset portfolios and banking sector (Annual data!)



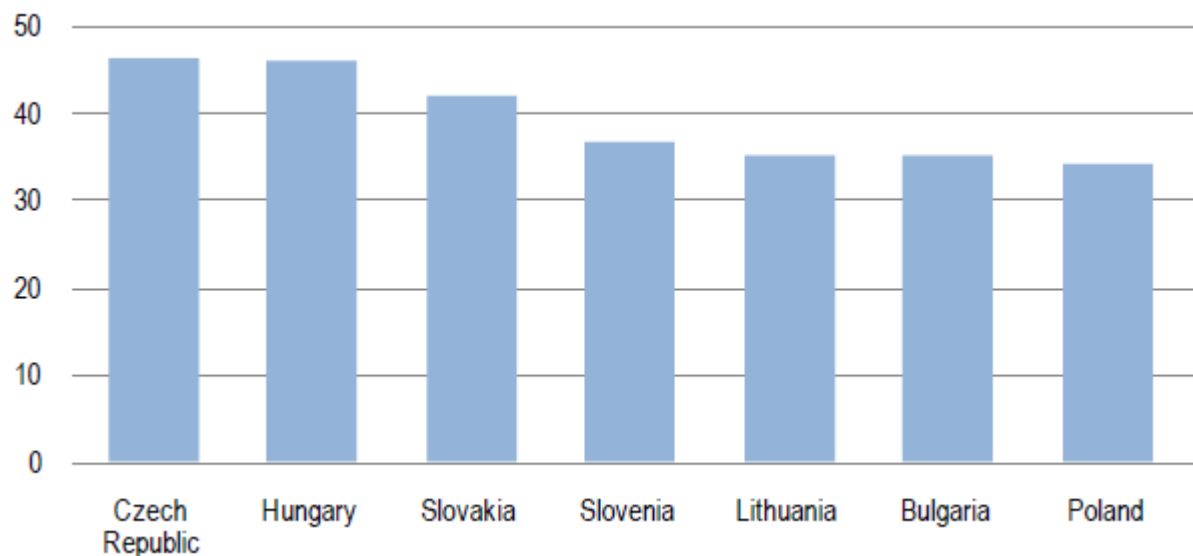
Source: Ministry of National Economy, 2014



## GVC in V4 countries

- Hungary, the Czech Republic and Slovakia are especially strongly linked to Global Value Chains, for Poland it is less strong
- German companies integrated these economies into their production networks (already before legal accession to the EU)
- GVCs as rapid transmission of shocks: the reason behind relocation (positive and negative effects)

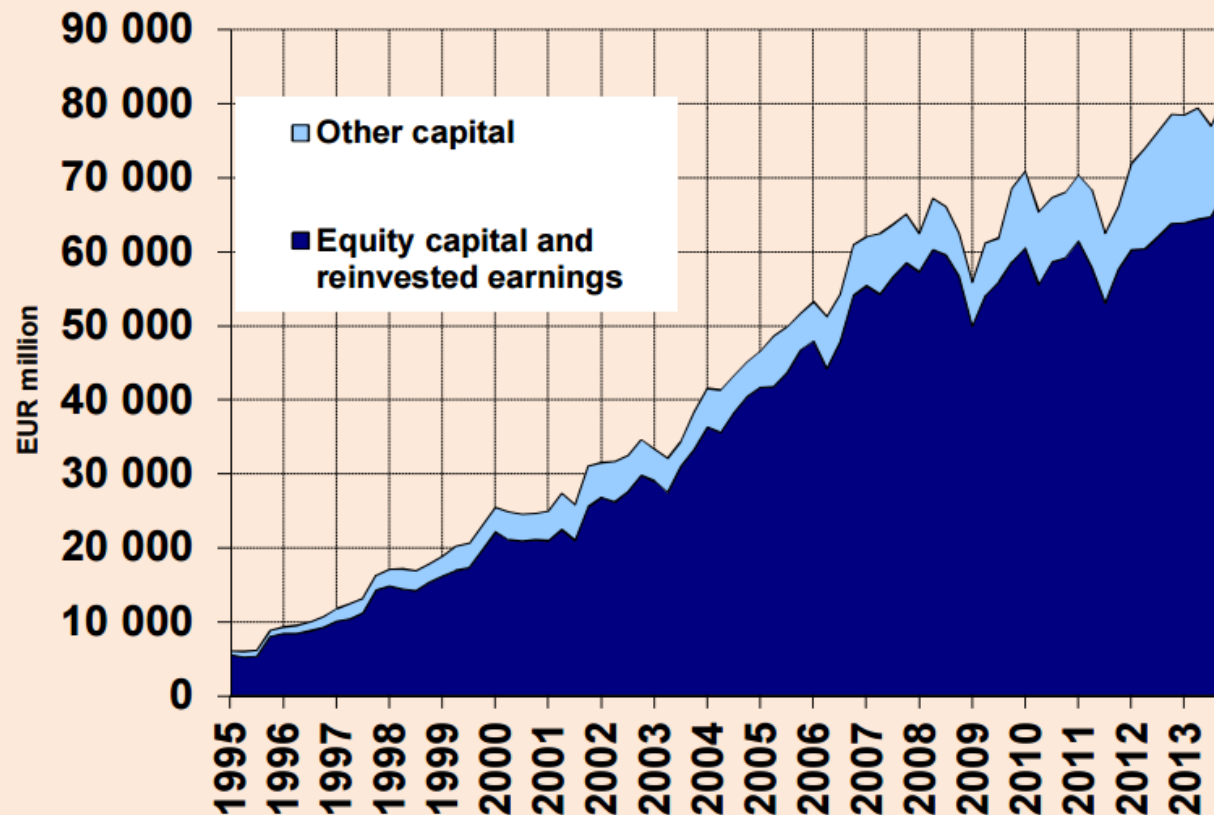
Share of foreign value-added in exports, 2011



Source: Éltető, 2015

# Summary figures

## FDI stock in Hungary

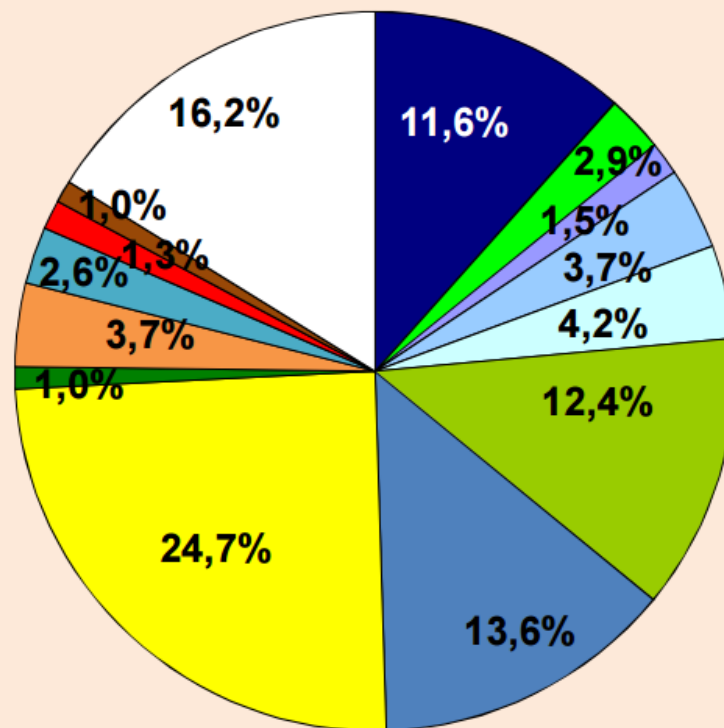


Source: Ministry of National Economy, 2014

## Breakdown of FDI stock (at end-2012)

By country of origin

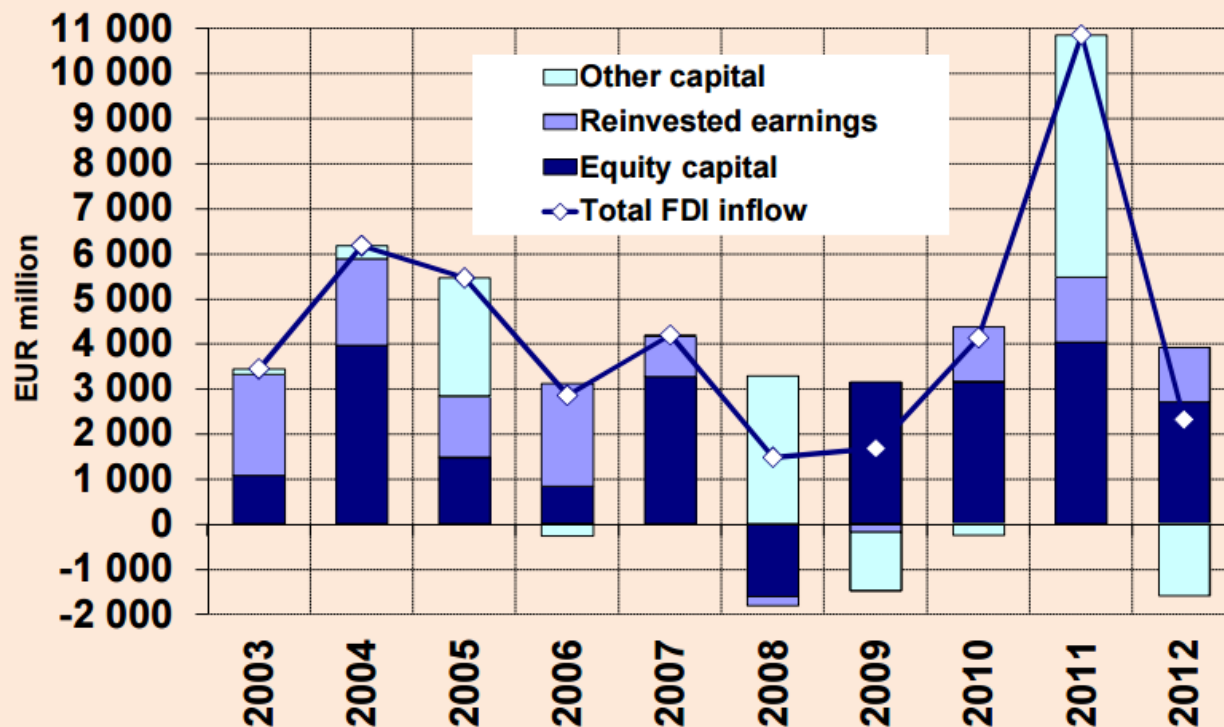
- Austria
- Belgium
- Cyprus
- United Kingdom
- France
- Netherlands
- Luxemburg
- Germany
- Spain
- Switzerland
- United States
- South Korea
- Japan
- Other countries



Source: Ministry of National Economy, 2014

# Summary figures

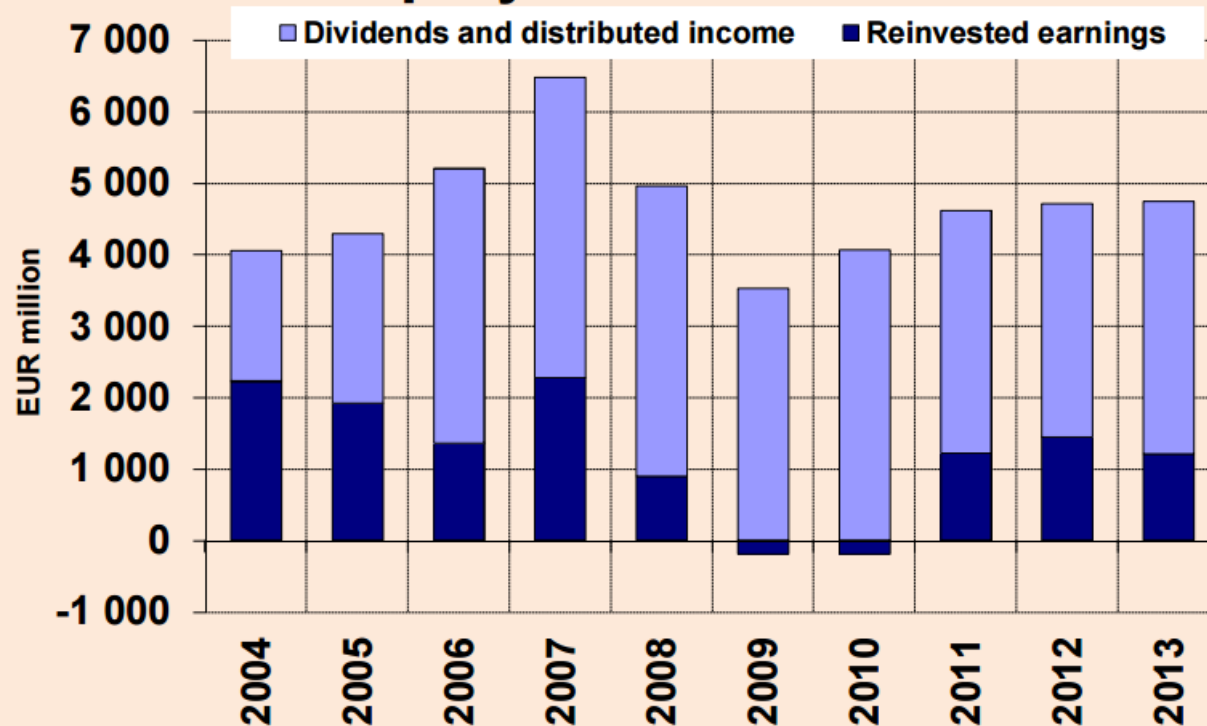
## FDI inflow to Hungary (Annual data!)



Source: Ministry of National Economy, 2014

# Summary figures

## Income on equity



Source: Ministry of National Economy, 2014

## Concluding remarks

- In attracting FDI structural changes crucial (FDI is shifting towards knowledge- and skill-intensive manufacturing and services)
- FDI played a key role in the successful restructuring of the Hungarian economy (productivity growth, technological modernisation, the creation of an export capacity, job creation, non-debt generating FDI is a key factor in improving the country's external balances)
- No clear link between FDI stock and changes in GDP (Poland vs. Hungary)
- FDI will not resume a growth-driving factor any more
- Sharpening regional disparities

## Concluding remarks

- Decline in the share of capital-intensive manufacturing investments, increasing share of services
- Little increase of knowledge-intensive or high value-added investments - cheap skilled labour force remain the main advantage
- Limited effect of targeted policies to attract FDI (Galgóczi et al., 2015)
- FDI convenient policy shortcut compensating for the weaknesses of domestic institutions